

## Monday

**9.30-10.00**

### **Phonics**

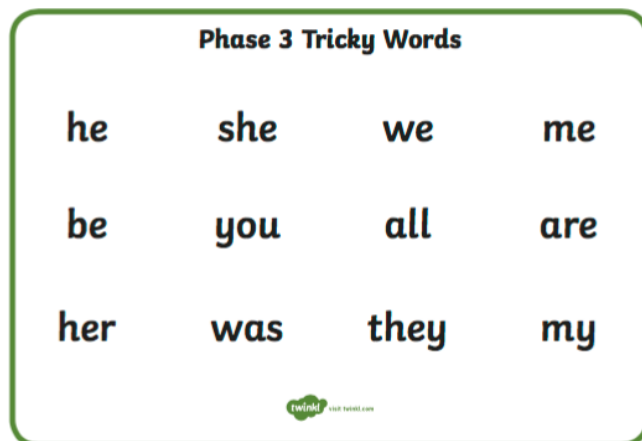
Flash card phase 3 sounds

Have a go at writing these – pointy finger/with a torch on the floor/chalk outside (try making it fun 😊)



### **Phonics game:**

Play sight word (also known as tricky words) hangman.



After the game is finished recap the sight words.

### **Sentence practice:**

Children to write a sentence with some phase 3 sounds and tricky words and then draw a picture. Some examples (just remember when thinking of a sentence to think of ones that the children can sound out?):

- Her hair was long and brown.
- We can all look at the stars and the moon.
- They all sat by the goat.

### **11-11.30**

#### **Maths of the day**

##### **Car Tally**

(Equipment: paper/pencil)

1. Take children out to a place where they can spot cars go by.
2. Children use paper and pencils to record how many of certain different coloured cars they see go by. (Drawing lines/making a tally)
3. Then use these recordings to explain their findings and answer questions.

Questions:

Which was the most popular colour of car?

Which colour did they see the least of?

How many (colour) were there?

What is one more than (colour car)?

What is one less than (colour car)?

How do you know? (Counted the amount of lines)

### **1 - 1.30**

#### **Queens's birthday**

Who is the Queen?

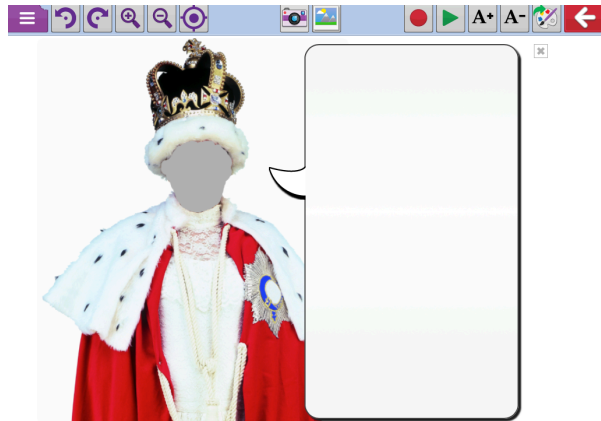
When is her birthday?

Go through PowerPoint with children.

Using Purplemash mashcam the children get the opportunity to become a king or queen.

What would they do if they were the king or queen?

(This should be released on the 1<sup>st</sup> of June)



### **1.45 - 2.15**

#### **Picture news**

**Story:** The spread of fake news is spreading quicker than normal in current times.

**Question:** Does everyone always tell the truth?

(Separate PDF on dojo for this)

## Tuesday

**9.30-10.00**

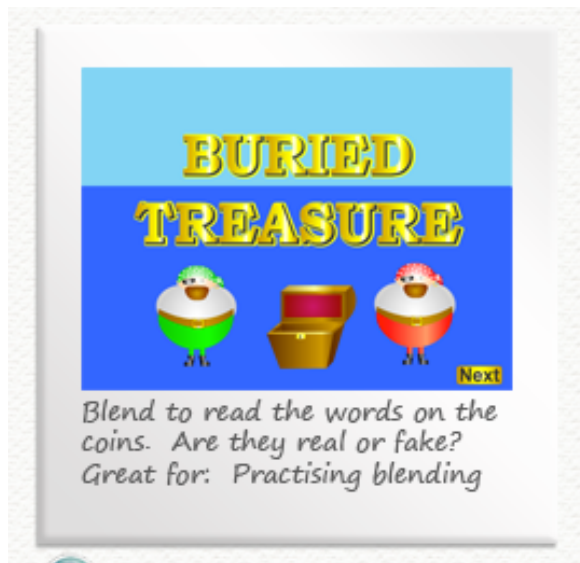
### **Phonics**

Flash card phase 3 sounds

Have a go at writing these – pointy finger/with a torch on the floor/chalk outside (try making it fun 😊 )

### **Phonics game:**

<https://www.phonicsplay.co.uk/Phase3Menu.htm>



Click on the buried treasure game  
Phase 3 or 4 – get children to sort words into real or fake words.

After the game is finished recap the sight words.

Phase 3 Tricky Words			
he	she	we	me
be	you	all	are
her	was	they	my

Phase 4 Tricky Words				
said	have	like	so	do
some	come	little	one	were
out	what	when	there	

After the game is finished recap the sight words.

Game of bingo:

-Children pick 6 sight words and write them down. If you call out that sight word they get to cross it off.

### **11-11.30**

#### **Maths of the day**

##### Explorer walk

1. Take children for a walk with the purpose of counting a certain item (e.g. cars, flowers, trees, insects or even something that you have laid out previously)
2. The children have to count the number of this item that they can see on the walk. They must count in their head.
3. When back from the walk the children have to record down the number of items they found on the explorer walk.

### **1 - 1.30**

#### **Purplemash/scratch junior**

Either pick to go on Purplemash and complete one of the tasks on there or download scratch junior.

<https://www.scratchjr.org>



**Scratch Jr** 4+  
Scratch Foundation  
★★★★★ 4.1, 339 Ratings  
Free

---

Create their own story on scratch getting the characters to move by giving them instructions.

### **1.45-2.15**

#### **Swallow class worship**

What places are special and why?

Talk about where your special place is? Why is it your special place?

-Children draw/write about their special place and why it's special.

## Wednesday

**9.30-10.00**

### **Phonics**

Flash card phase 3 sounds

Have a go at writing these – pointy finger/with a torch on the floor/chalk outside (try making it fun 😊)

**Game:** Swat the sound – call out a sound and the children have to swat it.

After the game is finished recap the sight words.

### **Sentence practice:**

Children to write a sentence with some phase 3 sounds and tricky words and then draw a picture. Some examples (just remember when thinking of a sentence to think of ones that the children can sound out?):

- His hair was short and had curls.
- We can all look at the cars go by.
- They all see the bee on the tree.

**11-11.30**

### **Maths of the day**

My game

1. In their 'desk 2's' children have the problem of inventing their own game. They are allowed to use equipment or none at all.
2. They then have to come up with a way of keeping score for their game and keeping a record of this.
3. Children have time to practice and try out their own game and the teacher supports them doing this.
4. The teacher will then get them to describe their game and scoring system to the rest of the class to play.

**1-1.45**

Oak academy trust

<https://www.thenational.academy/reception/foundation/my-face-in-nature-reception-wk1-5>

## **My face in nature**

In this lesson, we are going to be creating our faces using natural items that we have found on our daily walks. We are then going to create somebody else's face and compare them!

Start Lesson

## **Thursday**

### **9.30-10.00**

#### **Phonics**

Flash card phase 3 sounds

Have a go at writing these – pointy finger/with a torch on the floor/chalk outside (try making it fun ☺)

**Game:** Word/picture match. (see phonics Thursday PDF for picture/word match resource).

#### **Sentence practice:**

Children to write a sentence with some phase 3 sounds and tricky words and then draw a picture. Some examples (just remember when thinking of a sentence to think of ones that the children can sound out?):

- His hair was short and had curls.
- We can all look at the cars go by.
- They all see the bee on the tree.

### **11-11.30**

#### **Maths of the day**

Number problems

1. Teacher hides number problems resource cards around an area for the children to hunt and find.
2. Children then have to look round and try find enough cards for them to come up with a number problem. e.g. 2+4 or 6-3 etc
3. Once they have done this they write their number problem down on their paper, try and solve it.
4. They then re-hire their number problem cards and hunt again until they have cards to come up with a new number problem.

(Please see dojo – maths resources Thursday for resource cards)

### **1-2.30**

#### **PE**

Design an assault course using equipment that you have at home?  
Get children to create their own assault course.